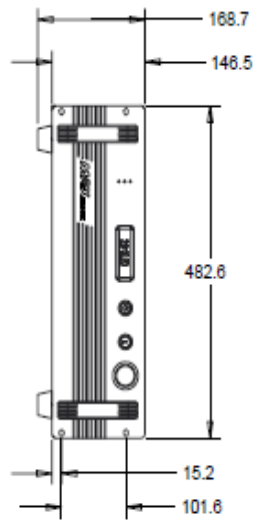




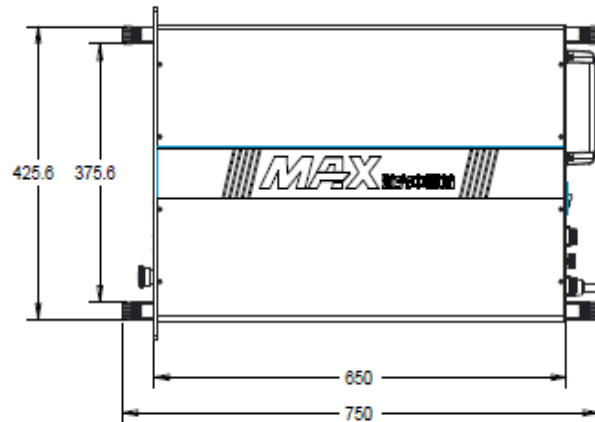
CW series pulse fiber laser

Type	Unit	MFSC-500	MFSC-800	MFSC-1000L
Mode of operation	—	CW	CW	CW
Polarization	—	Random	Random	Random
Central emission wavelength	nm	1080±4	1080±4	1080±4
Nominal output power	W	500	800	1000
Output power tunability	%	10 ~ 100	10 ~ 100	10 ~ 100
Output power stability:long term (over 5h)	%	≤5	≤5	≤5
Output fiber length	m	5~20	5~20	5~20
Operating Voltage (DC)	V	220VAC	220VAC	220VAC
Maximum power consumption (at 20 °C)	W	2000	3000	4000
Weight	kg	55	65	65
Cooling	—	Water	Water	Water
Size(L*W*H)	mm	728*490*174	750*483*169	750*483*169

Application: To cut a variety of metal material, including carbon steel, silicon steel, stainless steel, aluminum alloy, titanium alloy, galvanized sheet, pickling plate, aluminum zinc plate, copper



FRONT VIEW



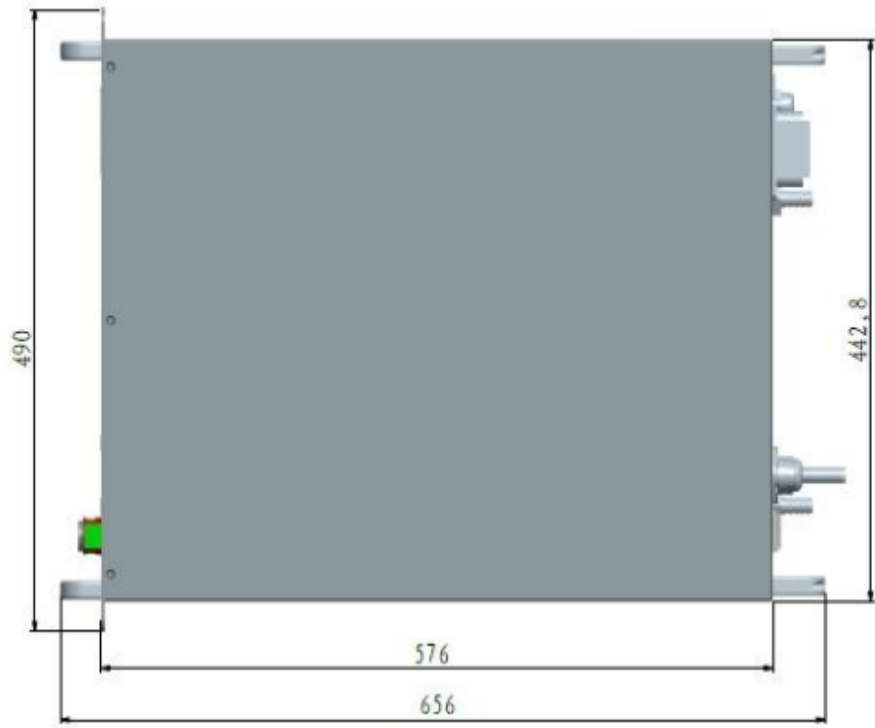
TOP VIEW



REAR VIEW



Blue appearance: MFPT-800, MFPT-1000L



White appearance: MFPT-500