

Φ4.0mm 650nm Laser Module

Features

- APC (auto power control) IC inside
- Low current consumption of the APC circuit
- Surge current protection
- High quality lens for output beam

Absolute maximum ratings

Parameter	Symbol	Rating	Unit
Power supply voltage	V _{cc}	3.3	V
Laser Module optical output power	P _o	<1	mW
Operation temperature	T _{opr}	0~40	°C
Storage temperature	T _{stg}	-20~75	°C

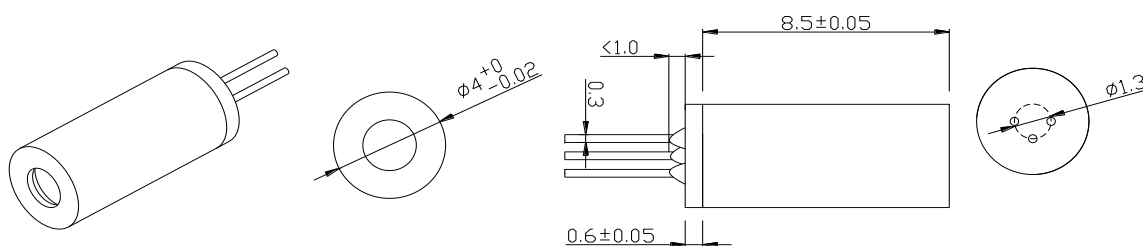


Electrical and optical characteristics (T_c=25 °C)

Parameter	Symbol	Min.	Typ.	Max.	Unit	Conditions
Wavelength	λ		655		nm	P _o = 1mW
Operation current	I _{op}	-	-	45	mA	P _o = 1mW ; V _{cc} =3V
Optical output power	P _{out}	0.5		0.9	mW	V _{cc} =3V
Operation voltage	V _{op}	2.5	-	3.3	Volt	

* Sufficient heat dissipation is required for CW operation.













Outline dimensions (Units: mm)




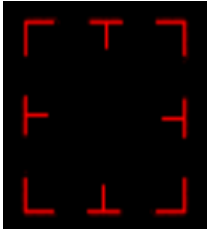

Aperture Size :1.3mm

Φ4.0mm 650nm Laser Module

Pattern Type

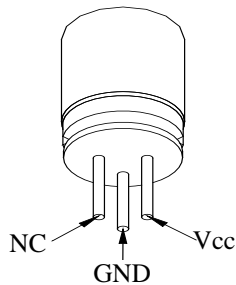
Arima P/N	APCD-650-D1- C2-01		APCD-650-D1- C2-02	
Pattern type	Line - 65°		Crosshair - 65°	
Arima P/N	APCD-650-D1- C2-03		APCD-650-D1- C2-04	
Pattern type	Line Square		Lines Square	
Arima P/N	APCD-650-D1- C2-05		APCD-650-D1- C2-06	
Pattern type	Gridline		Circle	
Arima P/N	APCD-650-D1- C2-07		APCD-650-D1- C2-08	
Pattern type	1:8 Dot Circle - 1°		1:8 Dot Circle - 2°	
Arima P/N	APCD-650-D1- C2-09		APCD-650-D1- C2-10	
Pattern type	1:8 Dot Circle - 4°		1:16 Dot Circle - 2°	
Arima P/N	APCD-650-D1- C2-11		APCD-650-D1- C2-12	
Pattern type	Focus net		Gridline (60x60)	

Φ4.0mm 650nm Laser Module

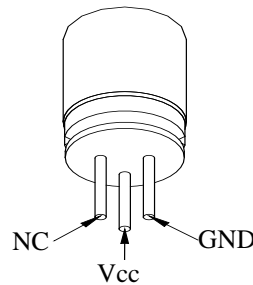
Arima P/N	APCD-650-D1-C2 -13		APCD-650-D1- C2-14	
Pattern type	Gridline (10x10)		Lines Square (FOV : 35°)	
Arima P/N	APCD-650-D1-C2 -15			
Pattern type	Circle + Cross			

PIN Assignment

A type : Heat sink stand (-)



B type :Heat sink stand (+)



● Precautions

- * Do not operate the device above maximum ratings. Doing so may cause unexpected and permanent damage to the device.
- * Take precautions to avoid electrostatic discharge and/or momentary power spikes. A change in the characteristics of the laser or premature failure may result.
- * Proper heat sinking of the device assures stability and lifetime. Always ensure that maximum operating temperatures are not exceeded.
- * Observing visible or invisible laser beams with the human eye directly, or indirectly, can cause permanent damage. Use a camera to observe the laser.
- * No laser device should be used in any application or situation where life or property is at risk in event of device failure.
- * Specifications are subject to change without notice. Ensure that you have the latest specification by contacting us prior to purchase or use of the product.

ARIMA LASERS CORP.

PHONE: 886-3-4699800 | FAX: 886-3-4699600

E-MAIL: Ldsales@arimalasers.com | www.arimalasers.com

For reference only. Contents above are subject to change without notice.

